

Type:  
EBK A / B  
EBK C / D

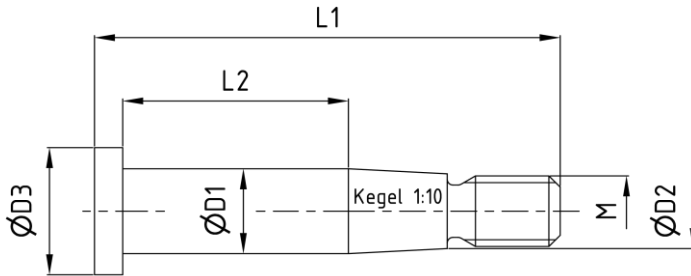
## Pins and buffers

for flexible pin coupling

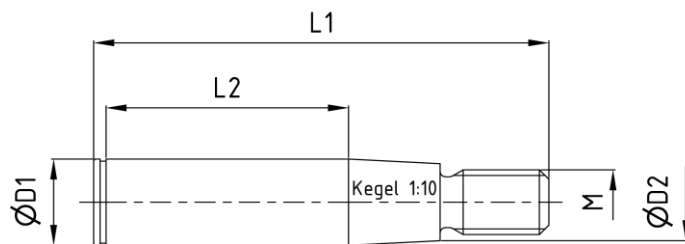
edition 07/2021 | DE  
Seite 1 / 2

**Pin:**

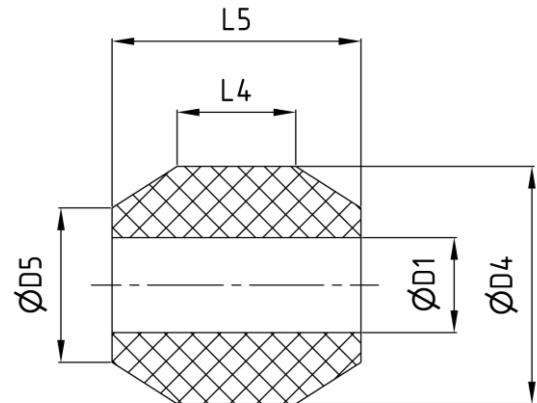
Nominal size from 6 to 8



Nominal size from 10 to 65



**Buffer:**



Order example: Pin NG2 respectively Buffer NG2 - 1

dimensions in [mm]

**Technical data**

NG2	Pins	D1	D2	D3	M	L1	L2	m	Buffer	D1	D4	D5	L4	L5	m
		h10	d11							[kg]	[kg]				
6		6	5,3	9	M 5	33	16	0,008		6	15	10	8	16	0,002
8		8	7,2	12	M 6	43	21,5	0,015		8	20	13	10	22	0,004
10		10	9,2	-	M 8	52	28	0,03		10	25	16	12	27	0,008
14		14	12,5	-	M 12	77	39,5	0,08		14	35	24	20	37	0,026
16		16	14,3	-	M 12	84,5	45	0,13		16	40	26	20	42	0,032
22		22	19,6	-	M 16	113	60,5	0,29		22	55	35	26	57	0,084
30		30	27,4	-	M 24	146	82	0,70		30	73	43	47	77	0,30
42		42	37,7	-	M 36	208	115	2,00		42	102	58	64	108	0,80
65		65	59,7	-	M 48	292	172	6,00		65	145	88	103	160	2,30

materials:

- C35 - EN 10083, 1.0501
- Other materials on request

materials:

- 1 Polyamid, hardness 82 Shore A
- 2 Highly elastic (black), hardness 62 Shore A
- 3 Cold-resistant (blue) to -40°C, hardness 80 Shore A
- 4 Temperature resistant (black, grooved) up to +80°C

Type:  
 EBK A / B  
 EBK C / D

## Pins and buffers

### for flexible pin coupling

edition 07/2021 | EN  
 page 2 / 2

#### Correlation to flexible pin coupling

Nominal size	EBK A		EBK B		EBK C		EBK D	
	NG2	quantity	NG2	quantity	NG2	quantity	NG2	quantity
4	6	4	6	4	-	-	-	-
6,3	6	6	6	6	-	-	-	-
10	6	8	6	8	-	-	-	-
16	8	8	8	8	8	8	8	8
25	8	10	8	10	-	-	-	-
40	10	10	10	10	10	10	10	10
63	10	12	10	12	-	-	-	-
100	14	8	14	8	14	8	14	8
160	14	10	14	10	-	-	-	-
250	16	12	16	12	16	12	16	12
400	22	10	22	10	-	-	-	-
630	22	12	22	12	22	12	22	12
1000	30	10	30	10	30	10	30	10
1600	30	12	30	12	30	12	30	12
2500	42	10	-	-	42	10	-	-
4000	65	6	-	-	-	-	-	-
6300	65	8	-	-	-	-	-	-
10000	65	10	-	-	-	-	-	-